

Activity Book

English 5th Grade

Brendan Dunne • Robin Newton

Hello!

How are you?

We are

friends!



Edición especial para el Ministerio de Educación.
Prohibida su comercialización.



Richmond

Student's Activity Book

English



Brendan Dunne

B. Mus. University of Wales;
PGCE, Roehampton Institute;
M.A. in Teaching English to Young Learners, University of York

Robin Newton

B. Sc. in Social Policy, University of Bristol;
PGCE, Roehampton Institute;
M.A. in Teaching English to Young Learners, University of York

This book belongs to:

Name: _____

Grade: _____

School: _____

Activity Book English 5th Grade has been adapted from the course *Go!* by Richmond Publishing Department of Education under the direction of **RODOLFO HIDALGO CAPRILE**

Editorial team:

Deputy Director: Cristian Gúmera Valenzuela

Editorial Coordinator: Marcela Briceño Villalobos

English Publishing Coordinators:

Ly-Sen Lam Díaz

Manoli Camacho Ángeles

Editor: Francisca Abarca Arriagada

Editorial Assistant: Macarena Durán Castro

Proofreading: Brian Mitchell

Authors: Brendan Dunne

B. Mus. University of Wales; PGCE,
Roehampton Institute; M.A. in Teaching
English to Young Learners,
University of York

Robin Newton

B. Sc. in Social Policy, University of Bristol;
PGCE, Roehampton Institute;
M.A. in Teaching English to Young Learners,
University of York

Artwork: Antonio Ahumada Mora

Original Texts References:

*Go 1. Authors: Brendan Dunne,
Robin Newton. Printed in Spain 2018;*

*Go 2. Authors: Brendan Dunne,
Robin Newton. Printed in Spain 2018;*

*Go 3. Authors: Brendan Dunne,
Robin Newton. Printed in Spain 2018;*

*Go 4. Authors: Brendan Dunne,
Robin Newton. Printed in Spain 2018;*

*Go 5. Authors: Brendan Dunne,
Robin Newton. Printed in Spain 2018;*

*Go 6. Authors: Brendan Dunne,
Robin Newton. Printed in Spain 2018.*

Documentation: Cristian Bustos Chavarría

Head of Design Department: M^a Verónica Román Soto

Design and Layout: Andrea Iturra Tapia

Familia tipográfica: Proxima Nova / Playtime WHT / Pluto

Quedan rigurosamente prohibidas, sin la autorización escrita de los titulares del *Copyright* y bajo las sanciones establecidas en la Ley de Propiedad Intelectual N.º 17336, la reproducción total o parcial de esta obra por cualquier medio o procedimiento, comprendidos la reprografía y el tratamiento informático; y la distribución en ejemplares de ella mediante alquiler o préstamo público.

©2021 by Santillana del Pacífico S. A. de Ediciones. Andrés Bello 2299 Piso 10, oficinas 1001 y 1002, Providencia, Santiago (Chile). Impreso en Chile por A Impresores S.A. ISBN: 978-956-15-3676-0. Inscripción n.º: 2020-A-9597

Se terminó de imprimir esta 4ª edición de 15.110 ejemplares en el mes de septiembre del año 2023. www.santillana.cl
Cuarto año de uso facultativo. / Cantidad de uso autorizada: 15.110

Contents

Welcome! 4

Unit
1 **School is Cool!**
..... 6

Lesson 1:
At School 6

Lesson 2:
A Busy Day 12

Project Review 18

Go Again! 19

Unit
3 **A Healthy Body**
..... 34

Lesson 1:
That's Delicious! 34

Lesson 2:
Let's Dance! 40

Project Review 46

Go Again! 47

Unit
2 **Family Life**
..... 20

Lesson 1:
Happy Families 20

Lesson 2:
My House 26

Project Review 32

Go Again! 33

Unit
4 **Seasons Come
and Go**
..... 48

Lesson 1:
My Clothes 48

Lesson 2:
The Weather 54

Project Review 60

Go Again! 61


Verbs 62


Cut-outs 66

Welcome!

Student's Book pages 6-7 

1 Listen and sing. 



2 Listen again and order. Then, role-play. 

Example

Hello, Jasmin!


a


How are you today?


I'm fine, thanks!

How about you?
How are you today?

How are you?


3 Listen and colour. 



4 Design a drawing and colour by number. 

- a. Draw something you like on a piece of paper.
- b. Assign a number to each part of the drawing.
- c. Create a colour key. **Example 1 is blue.**
- d. Switch drawings with your classmate and colour!



5 Read, complete, and role-play. 

My My ten name Hello I'm

_____!
What's your _____?

_____ name's Antonio.
How old are you?

Example
I'm eleven.

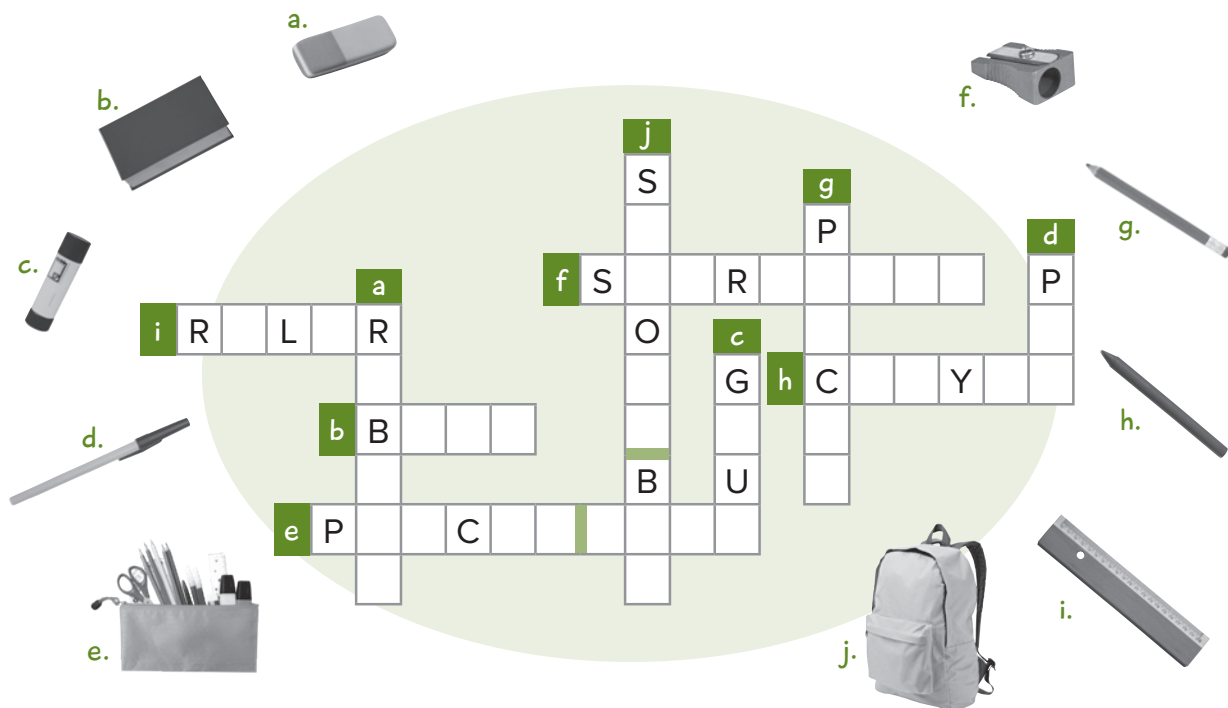
_____ name's Naomi.


I'm _____,
and you?



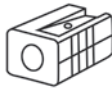
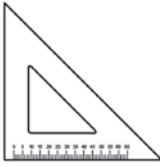

Lesson 1 At School






Student's Book page 12 


1 Look and complete.



2 Listen and colour. 

a     

b     


c     





3 Match and write sentences.

I've got	a	blue	sharpener(s)
	two	purple	pencil case(s)
	three	white	school bag(s)
	eight	green	rubber(s)

Example


- a. _____ I've got eight purple school bags.
- b. _____
- c. _____
- d. _____

4 Listen and complete. 

- a.  I've got a _____ and a _____, and I've got a _____.
- b. I've _____ book, and I've got a _____ and a _____. 
- c.  I've got a _____, a _____, and a _____.
- d. _____ a crayon and a _____. Oh! And I've got a _____ too. 

5 Get in teams and play Spelling Bee. 



6 Listen and say. Then, use your initials to create a rhyme.  15



A for alphabet,
Alice, Aaron, Antoinette.

B for blue bike,
I ride with my friend Mike.

C for classroom,
that's my dear room.

D for doo-bee-doo,
what word rhymes with you?



7 Read the story again. Then, match.



_____ is the new teacher.

_____ goes to school by car.


_____ is Rosie's friend.

_____ is Fred's pet.

_____ walks to school.



8 Look at the comic again and describe a panel. 



Editorial creation.




In panel **a**, it's the first day of school. Fred and Rosie go to school by bus.

What Do You Think?

* I give this story  stars.

* I think it's good / funny / scary / OK / _____.

* My favourite character is _____.

9 Play Snakes and Ladders. 


To play, use the cut-out on page 67.

There are comic books here.

It's the library!

That's correct!



10 Design your ideal school and describe it. 



In my ideal school, there is a game room and there is a big garden.

11 Discuss your work. 

- a. Is my design creative? Why?
- b. How can I improve it?
- c. What are things a school should have?

12 Read and circle the correct word.



Angela's Blog

- a. Hi! I go to Anita Lizana School. I go to school **with/by** bus with my mum.
- b. There **is/are** eight classrooms and three toilets.
- c. There **is/are** a music room, too. In the music room, we've got **a/five** guitars and **a/two** piano to play. I love my school!

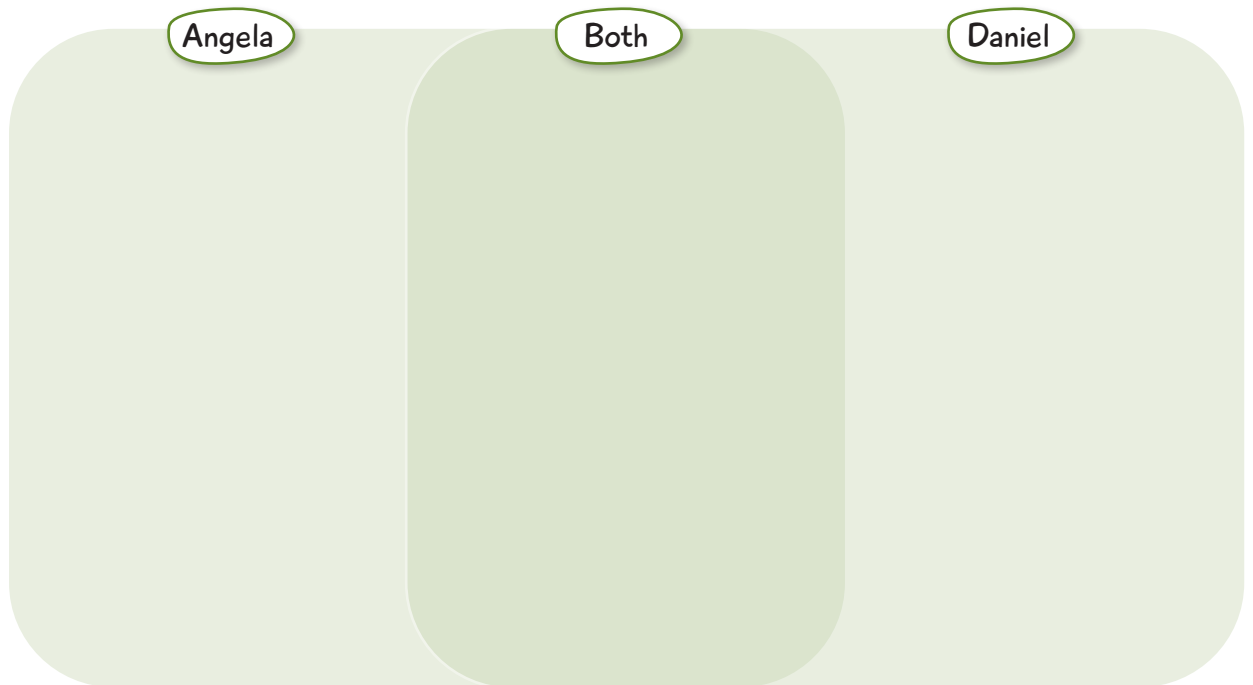
Hi Angela!

I live in Puerto Montt and I go to school by bus with my friend Carlos. My school is different from yours. There are ten classrooms and two toilets. There is a big gym, too. We play ball games in the gym!




Daniel

13 Read again, compare, and complete the diagram.




Lesson 2 A Busy Day

Student's Book page 22 






1 Write the days in order. Then, listen and match. 

Friday Wednesday Monday Sunday Tuesday Saturday Thursday



Example
Monday

_____	<input type="checkbox"/>
_____	<input type="checkbox"/>
_____	<input type="checkbox"/>
_____	<input type="checkbox"/>
_____	<input type="checkbox"/>
_____	<input type="checkbox"/>
_____	<input type="checkbox"/>



2 Complete with your own information.

- a. My favourite food is Example pizza.
- b. My favourite colour is _____.
- c. My favourite number is _____.
- d. My favourite day is _____ because _____.
- e. My favourite sports team is _____ because _____.



3 Read and put the activities in order.





Hi! My name's Jason and I'm ten years old. My favourite day is Thursday because I do sports and eat my favourite lunch! I get up and I have cereals for breakfast. Then, I go to school by car with my sister. At school, I play basketball with my friends and I have lunch at the cafeteria. It's pizza day on Thursdays! Later, I go home and have a shower before dinner.


- _____ go home
- _____ go to school
- _____ have breakfast
- _____ **a** get up
- _____ have lunch
- _____ have a shower



4 Compare your favourite day with Jason's.



	Jason	You
favourite day	Thursday	
breakfast	cereals	
go to school	by car	
lunch		


5 Look and complete the sentences.

Example
 I _____ get up  at 7 in the morning. I have a _____ ,


and I have breakfast. I go to school by _____ .

I go _____  in the afternoon. I have _____ ,

and I read a _____ . Then, I go to _____ .

6 Discuss with your classmates. 

- a. What other activities do you do during the week?
- b. Is it positive to have a busy day? Why?


7 Listen, repeat, and solve the riddle. 



Susy Salassi's got six
Science lessons on Saturdays.
How many S are in the sentence?



8 Memorise and say the riddle as fast as you can. 

9 Think and answer with your classmates. 


- a. How do you learn new words?

- b. Choose three words from the unit and use them in a sentence.

10 Point and say. 



comic book



storybook



dictionary



atlas



cookbook



joke book

11 Now, read and ask in pairs. 

- a. I'm sad.
- b. I want to make a salad.
- c. I've got English today.
- d. I like maps.
- e. I love adventure stories.
- f. I like stories with pictures.






What Do You Think?

* I give this story  stars.

* I think it's good / funny / scary / OK / _____.

* My favourite character is _____.

12 Listen and match. 



13 Put the words in order. Then, look and answer **Yes, I do** or **No, I don't**.



Thursday

a. Maths / like / you / Do / ?

Example Do you like Maths?

No, I don't.


b. like / you / Do / English / ?

c. Do / Science / you / like / ?

d. Art / Do / like / you / ?

e. you / PE / Do / like / ?


f. like / Do / you / Music / ?



Friday

14 Listen and read. Then, role-play.  




15 Create and present a similar dialogue. 

Hello! What have you got today?

Have you got _____?

I've got _____

16 Look at the schedule, ask, and guess the day. 

Monday	Tuesday	Wednesday	Thursday	Friday
				
				

What have you got today?

I've got Spanish and PE.

It's Thursday!

1 Discuss your project and complete. 

Our favourite parts	Parts we find difficult	Parts we can do better in future projects
* _____ _____	* _____ _____	* _____ _____
* _____ _____	* _____ _____	* _____ _____

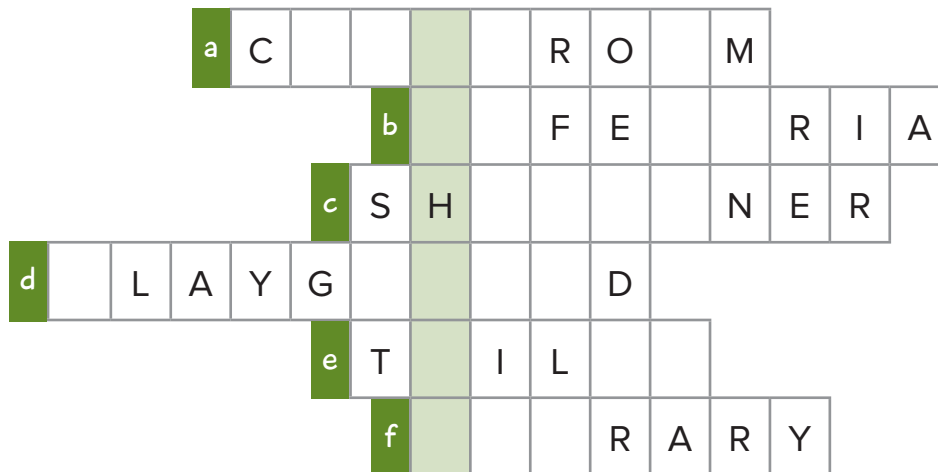


2 Evaluate your work.

My evaluation on this project	Always	Sometimes	Never
I read and follow instructions carefully.			
I contribute with new ideas.			
I take turns in participating.			
I respect others' opinions.			

1 Read, complete, and discover the mystery word.

- a. We have classes here.
- b. We eat fruits and vegetables here.
- c. We use this object to sharpen pencils.
- d. We play with friends here.
- e. We wash our hands here.
- f. There are Harry Potter books here.



Finish Line

Complete your unit Exit Ticket.

3 things I learned: _____

2 things I enjoyed: _____

1 question I have: _____

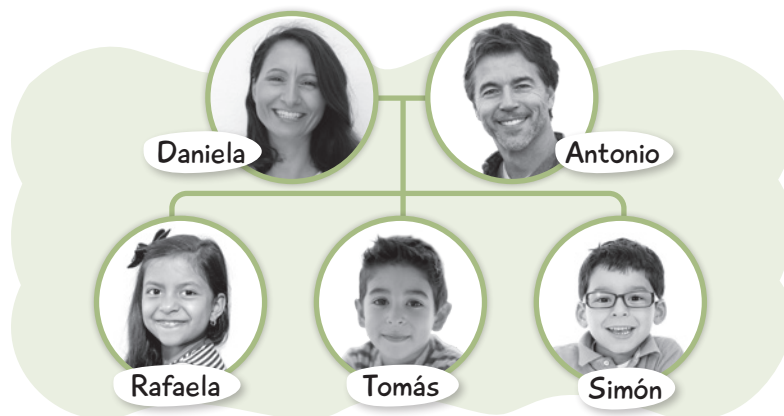
Lesson 1 Happy Families

Student's Book page 38 

1 Look at the pictures and guess.

a. Who are they?

b. What's their relationship?

2 Listen and circle True or False. 

a. Daniela is a teacher.

True False

b. Tomás's dad is a doctor.

True False

c. Tomás's favourite person is his brother.

True False

d. Rafaela is Tomás' younger sister.


True False

3 Think about your family and answer.


a. I live with _____.

b. My favourite person in the family is _____


because _____.

4 Read and draw. 

a. My family is big! I've got a granny, three sisters, and two brothers.




b. My family is small. There are two people in my family. My mum and me.



5 Read and complete with **his** or **her**.

- a.** My friend Cinthia lives with _____ brother Cristian and _____ sister Sofía.
- b.** My cousin Tomás lives with _____ uncle Alexis and _____ aunt Lucy.
- c.** My mum Daniela lives with _____ dad Fernando.

6 Present about your family. 

- a.** Choose a picture of your family.
- b.** Show it to your classmates.
- c.** Describe your family.

My family is small. I've got a dad and a brother. My brother is young and short. My dad is old and tall. I love my dad!




7 Write sentences using the words from the box.


old young tall short

Example

- a. My grandad is old. He's 80 years old. _____
- b. _____
- c. _____
- d. _____

8 Play a game. 

<p>START!</p> <p>Say a word that rhymes with:</p>  <p>dad</p>	<p>Say this word:</p>  <p>old</p>	<p>Say a word that rhymes with:</p>  <p>tall</p>
<p>Say:</p> <p>My grandad is tall and he's my favourite of all.</p>	<p>Say:</p>  <p>mum</p>	<p>Say a word that rhymes with:</p>  <p>short</p>
<p>Say:</p>  <p>granny</p>	<p>Say a word that rhymes with:</p>  <p>brother</p>	<p>Say:</p>  <p>uncle</p> <p>FINISH!</p>

9 Reflect and answer. 

- a. Do you like the game? Why?
- b. What is the most complicated part of the game? Why?
- c. Spell your favourite word from the game.

10 Number the pictures in order and match.



I love playing games!



No, let's tidy up first.



Let's watch TV!



Don't make a mess now!

11 Circle the correct answer.

a. Rosie and Fred decide to...

A. watch TV.

B. use the computer.

C. play.

b. Rosie's dad wants to make a...

A. pizza.

B. pancake.

C. cake.

c. Rosie and Fred make a...

A. puppet theatre.

B. video.


C. cake.

What Do You Think?

* I give this story  stars.

* My favourite character is _____, because _____.

* It is/isn't helpful to look at the comic before I read because _____

12 Play and answer the royal family trivia. 

a. Where is the royal family from?

A. Spain.

B. Germany.

C. UK.

b. What's the name of the queen?

A. Elsa.

B. Elizabeth.

C. Elisa.

c. Who is one of the queen's successors?

A. Charles.

B. Diane.

C. Arthur.

d. Prince Harry married...

A. Meghan.

B. Catherine.


C. Diane.

e. Who quit his royal roles?

A. George.

B. Harry.

C. Charles.

13 Imagine you are part of a royal family, discuss, and answer. 

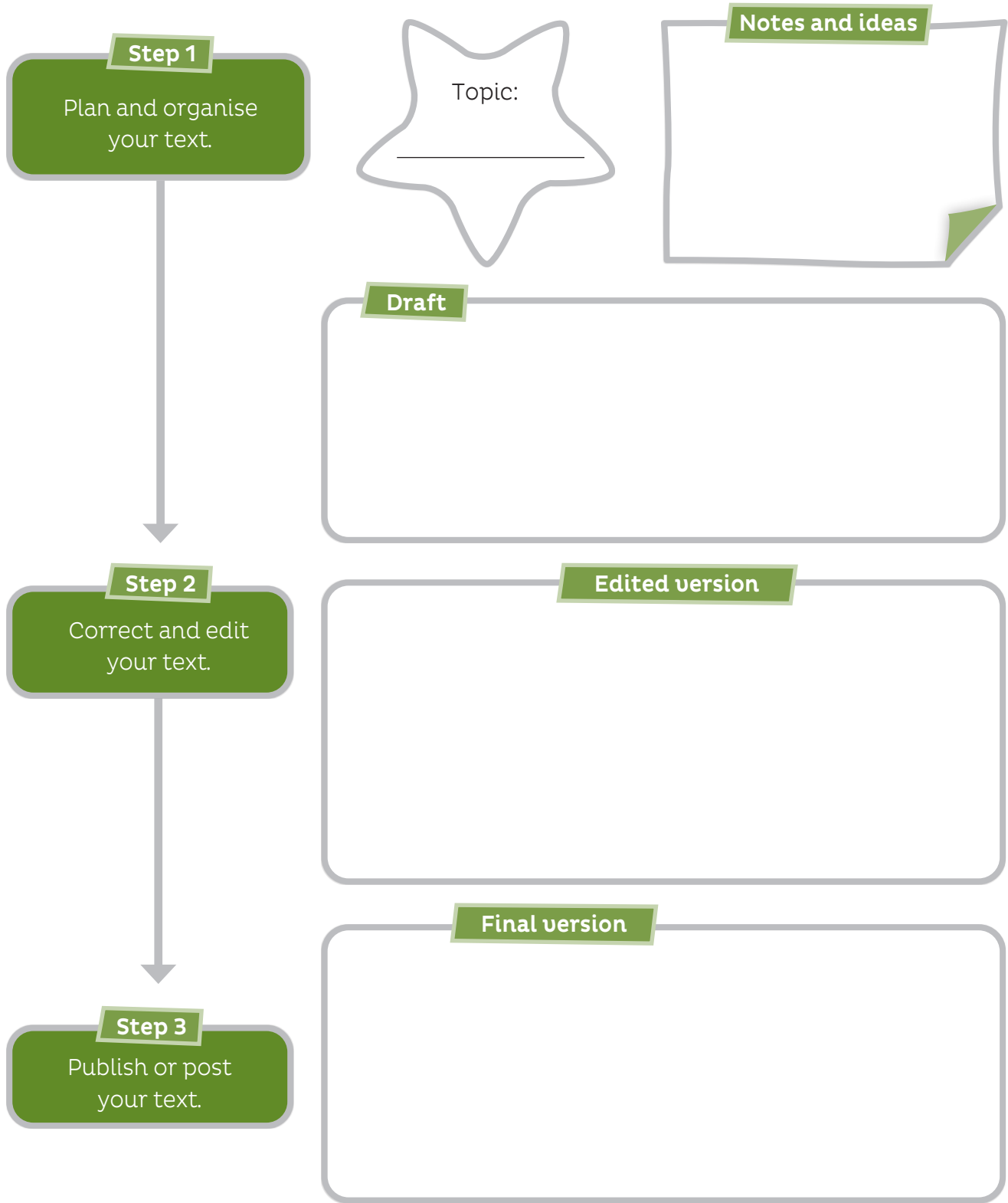
a. Who are the members of your family?

b. Where do you live?

c. What does your family do for your country?


d. Is your family different from the rest of the people? Why?

14 Follow the steps.



Lesson 2 My House

Student's Book page 48 

1 Play a game with your classmates. 

- a. Get in groups.
- b. Choose an object of the house.
- c. Write it on a piece of paper.
- d. Put it on your classmate's forehead.
- e. Give clues for your classmate to guess.



It is in the living room.



2 Transform an object of the house. 

- a. Choose an element from the box.
- b. Transform it to make it eco-friendly.
- c. Design a poster.


cupboard - table - rug - chair - bookcase - window - door

This is the changing table. It gets bigger.



The changing table is eco-friendly because it's made of wood.

The changing table




3 Look and write the correct prepositions.



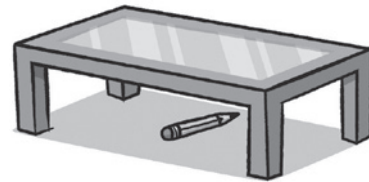
- a. _____ b. _____ c. _____ d. _____

4 Look and complete the sentences.



Example

a. The car is _____ on _____ the
_____ bookcase _____.



b. The pencil is _____ the
_____.



c. The girl is _____.





d. The teddy is _____.



e. The _____.



f. The boy _____.

5 Listen and repeat. Then, add a word with the **b** sound and play.  



... baby, ball!

... baby, ball,
balloon!





6 Read and draw the joke.

a. What does one toilet say to another toilet?



b. What room is useless for a ghost? (A living room!)

7 Choose a joke and say it. 

8 Now, think and discuss. 

- a. What's your favourite word from the jokes?
- b. Is it easy to understand a joke in English? Why?

9 Read the story again and complete the summary chart.

Who are the characters?	Where are they?	What is the problem?	How do they solve the problem?
Mum			

10 Prepare and present the dialogue. 

- Get in groups.
- Choose a character.
- Practise the dialogue.
- Present in front of your class.




What Do You Think?

* I give this story  stars.

* My favourite character is _____, because _____.

* It is/isn't helpful to look at the comic before I read, because

11 Look and write.




- | | | | | | |
|---------|------------------------------------|----------|--------------------------|-------------|--------------------------|
| bedroom | <input type="checkbox"/> | garden | <input type="checkbox"/> | living room | <input type="checkbox"/> |
| kitchen | <input type="checkbox" value="a"/> | bathroom | <input type="checkbox"/> | hall | <input type="checkbox"/> |

12 Read, guess the rooms from the picture, and complete.

Example

- a. I get home after school and I play here with my ball: garden.
- b. I use this room to take showers: _____
- c. I go to this room every day to have breakfast: _____
- d. I watch TV in this room: _____
- e. I sleep there every night: _____
- f. I play here when it's raining: _____

13 Mime and guess. 

- a. Get in pairs.
- b. Choose a room.
- c. Mime an action you do there.
- d. Guess.




bedroom!



14 Look and discuss. 

a. What is the title of the text?

b. What do you know about these places?



Chilean Indigenous Houses


In Chile, there are different ethnic groups who live in different styles of houses.

Aymara people live in houses called uta. They are made of stone and have walls of adobe and straw. An uta has different functions, for example it can be kitchen or a bedroom.

Mapuche people live in rucas, which are made of wood and straw. Rucas are a place where Mapuche people get together around a fire, eat, and share time with others.

Selk'nam or Onas live in huts made of wood sticks and leather. Selk'nam people are nomads. They use the huts only to sleep. They do not have a kitchen or a living room.

Editorial Creation.

15 Identify the picture that corresponds to each indigenous group. 

16 Read the text and compare the different uses of houses.

	My house	Aymara	Mapuche	Selk'nam
Use				Example Only to sleep.
Materials	Example Concrete.			

17 Imagine you live in an indigenous house and answer. 

a. Do you like living there? Why?

b. What is different about your lifestyle?

1 Discuss your project and complete. 

Our favourite parts	Parts we find difficult	Parts we can do better in future projects
* _____ _____	* _____ _____	* _____ _____
* _____ _____	* _____ _____	* _____ _____



2 Evaluate your work.

My evaluation on this project	Always	Sometimes	Never
I read and follow instructions carefully.			
I contribute with new ideas.			
I take turns in participating.			
I respect others' opinions.			

1 Play a memory game.

- a. Go to page 69 and cut the cards of the game.
- b. Mix and put them upside down.
- c. Find the pairs.



Finish Line

Complete your unit Exit Ticket.

3 things I learned: _____

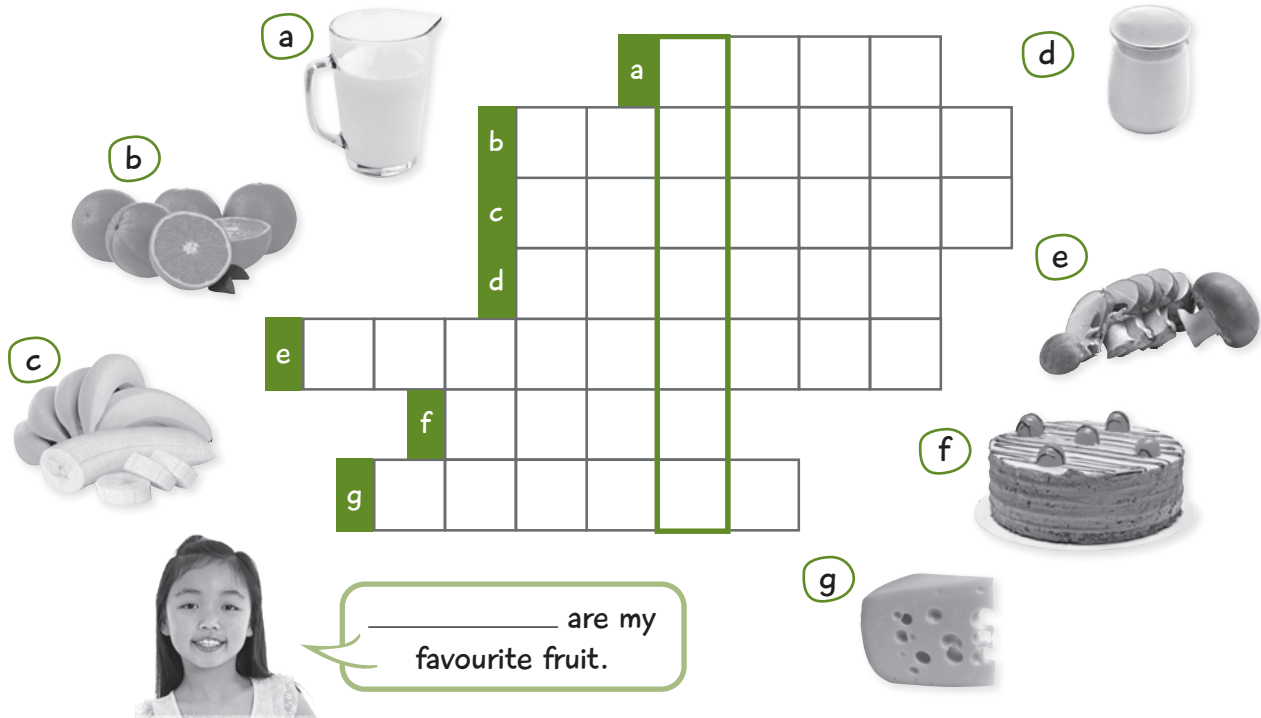
2 things I enjoyed: _____

1 question I have: _____

Lesson 1 That's Delicious!

Student's Book page 66 

1 Look and complete the puzzle. Then, write the mystery word.



The crossword puzzle grid is as follows:

- Across:**
 - Word 1: 7 letters, starts with 'e'.
 - Word 2: 7 letters, starts with 'g'.
- Down:**
 - Word 3: 3 letters, starts with 'a'.
 - Word 4: 4 letters, starts with 'b'.
 - Word 5: 4 letters, starts with 'c'.
 - Word 6: 4 letters, starts with 'd'.

Food images and labels:

- a:** Glass of milk
- b:** Oranges
- c:** Bananas
- d:** Yogurt
- e:** Shrimp
- f:** Cake
- g:** Cheese

Girl's speech bubble: "_____ are my favourite fruit."

2 Write the words. Then, check ✓ the odd one out in each group of three.

a.   

b.   

c.   

3 Put the words in order and answer for yourself.

a. milk / you / like / ? / Do


Example Do you like milk? No, I don't

b. you / meat / like / Do / ?


c. Do / ? / like / fruit / you

d. ? / you / fish / Do / like

e. like / ? / you / chicken / Do

4 Ask your classmates and complete the chart. 

Name			
Daniela	✓	✗	✓




5 Read and colour.


a. Bananas are yellow.




b. Apples are red or green.



c. Pears are red, yellow, or green.



d. Mangoes are red.




e. Strawberries are red.



6 Circle the words with an **m** sound.







7 Read, say, and answer. 

Mommy, mommy, I've got mangoes in my tummy.
Mommy, mommy, I want mushrooms because they're yummy.
Mommy, mommy, I don't like milk because it's yucky.

a. How many **m** sounds are in the riddle? Underline them.

b. What's your favourite word from the riddle?

8 Read again and complete the dialogue.



9 Read and choose.

- a. The Summer Fete is on **Saturday** / **Sunday**.
- b. Rosie has **cereal** / **bread** and juice for breakfast.
- c. Fred and Rosie are in the **city** / **country**.
- d. Fred makes a **chocolate** / **carrot cake**.
- e. Luke's favourite vegetable is **cauliflower** / **broccoli**.












What Do You Think?



* I give this story ☆ ☆ ☆ ☆ ☆ stars.

* In your perspective, which cake from the story is better? Why? _____.

* It is / isn't helpful to look at the pictures of the story before I read, because _____

10 Listen and check the food George eats. 

Breakfast	Lunch	Dinner
 bread <input type="checkbox"/>	 rice <input type="checkbox"/>	 spaghetti <input type="checkbox"/>
 cereal <input type="checkbox"/>	 vegetables <input type="checkbox"/>	 bananas <input type="checkbox"/>
 ham <input type="checkbox"/>	 eggs <input type="checkbox"/>	 apple <input type="checkbox"/>

11 Read the recipe for pancakes in the UK and match.

Making pancakes is easy. First take some flour, eggs, and milk.	Put the ingredients in a bowl and mix them.	When the mixture is ready, put some in the frying pan.	Toss the pancake in the air and catch it. This is my favourite part!	The pancake is ready to eat. I like my pancakes with sugar and lemon!
---	---	--	--	---

a 

b 

c 

d 

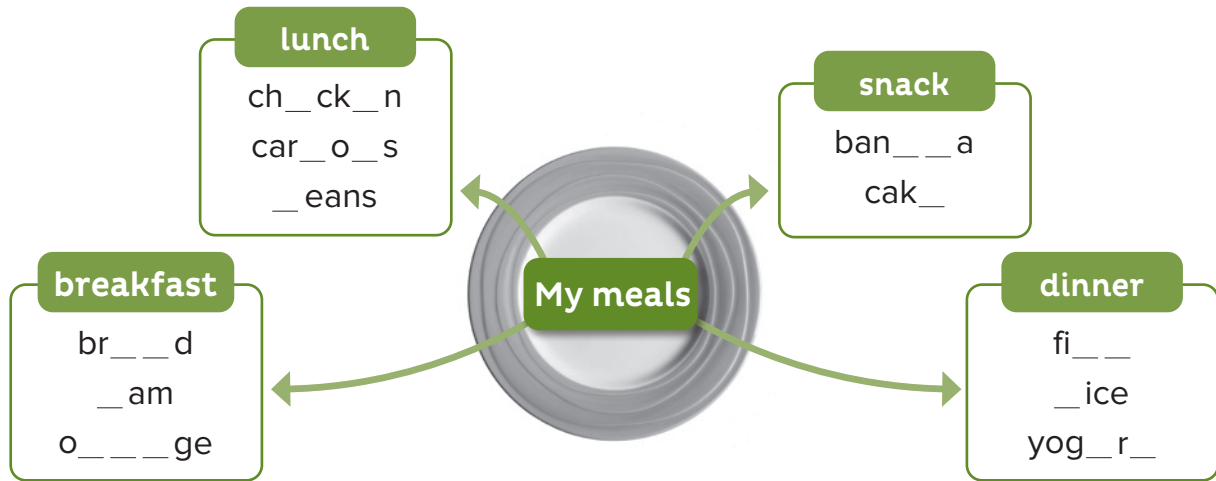
e 

12 Read again and answer.


a. What ingredients do you need?

b. In Chile, do you cook anything similar? What is it?

13 Read and write the missing letters. Then, complete the paragraph.



I have bread, ham and an _____ for _____.
I _____ chicken, _____ and _____ for _____.
_____ for a snack.

14 Spin and say. 



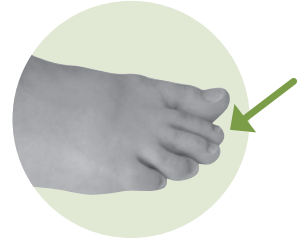
Lesson 2 Let's Dance!

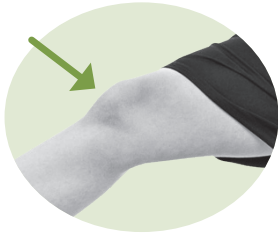
Student's Book page 76 

1 Find and write.


O	P	H	A	N	D	K
S	E	L	B	L	E	G
L	S	O	T	O	E	S
P	K	N	E	E	A	W
E	J	N	O	S	E	R
M	Z	W	F	E	E	T














2 Listen, say, and match.  57

Example

head

hand

feet

nose

leg


knee

toes


arm




3 Read and match.




a




b




c



e




d



f

Nod your head.
Clap your hands.
Stamp your feet.
Touch your toes.
Turn around.
Wave your arms.

4 Play a game. 

- Tell a classmate to do a body movement.
- Your classmate does the body movement and says a new one.
- You and your classmates must use all the movements from the previous activity.



5 Read and write the correct name.


We Can!

José thinks he can't do anything. He sees his friends hopping and running. José can't run, he thinks he's slow. Elisa, his friend, thinks José can hop! He's very good at hopping. One day, José decides to play with his friends. Danilo can jump, Sofía can skip, Amelia can walk, Elisa can run, and José can hop. All of them have fun playing at the playground!



- a. _____ b. _____ c. _____
 d. _____ e. _____

Editorial Creation.

6 Answer with your classmates. 

- a. What can't you do? b. What can you do? c. What movements can your friends do?

7 Write words that begin with each sound and say. 



b

Example balloon

s

m

8 Look and put the pictures in order.



9 Write True or False. Then, correct the false ones.

- a. Fred thinks he can't dance. _____

- b. Adam's teacher doesn't explain the dance. _____

- c. Adam practices at home. _____

- d. Elisa doesn't help him to practise the dance. _____

- e. They finish the dance at the show without problems. _____

What Do You Think?

* I give this story  stars.

* Do you feel like Fred? Why? Why not? _____

* It is / isn't helpful to talk about my own experience before I read, because

10 Count and write the correct number.



Example

a. Four kids play.

b. _____ kids on a bike.

c. _____ kids jump.



d. _____ people dance.



e. _____ people run.

11 Read and answer.

◀ ▶ ↻ 🏠
✉ NEW MESSAGE

Hi Leonardo,

I write you this e-mail because I need to create a choreography! My PE teacher is teaching us different sports and actions that help us to be healthy and active. For example, we can run, ride bikes, go skateboarding, and dance! I love dancing. That's why my teacher wants me to create a Zumba choreography. I need your help because I watch your videos on Instagram and you are excellent at dancing Zumba. So, these are the moves and steps I have created so far: First, ten jumps. Then, we skip twenty times. Later, we run fifteen seconds in our place, turn around two times, and hop twelve times.

What do you think? I need your help!
Thanks in advance,
Emilia


a. Why does Emilia write to Leonardo?

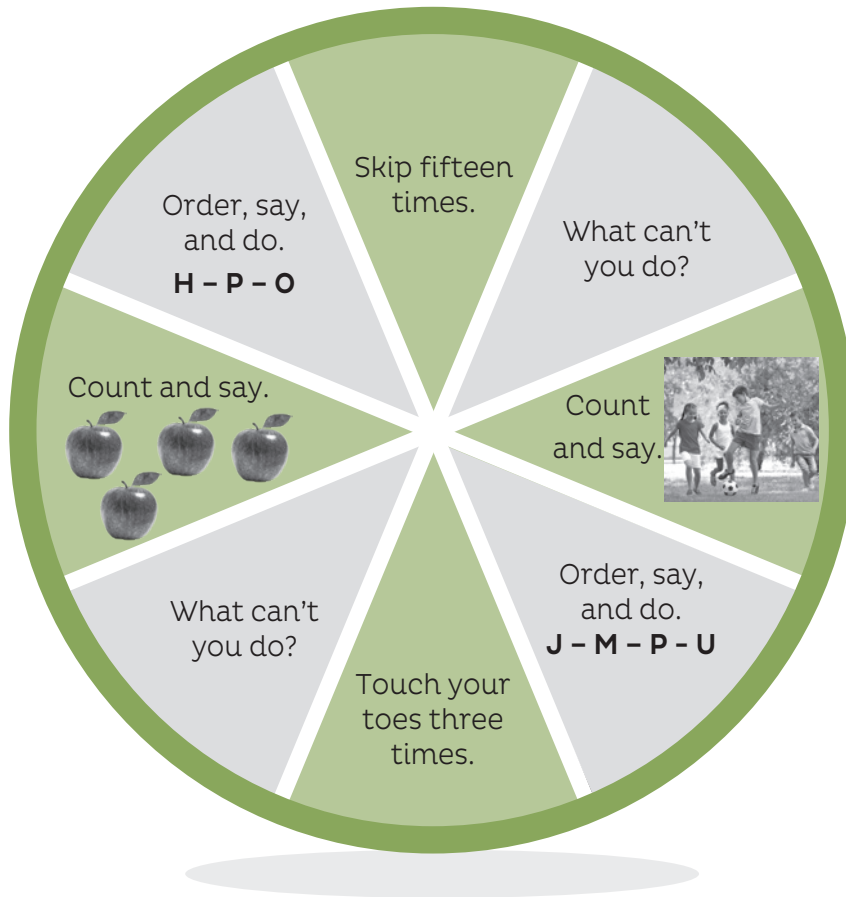
b. What type of choreography is Emilia creating?

c. What can Leonardo do well?

12 Create and dance. 

- a. Look at exercise 11 and help Emilia to write the choreography.
- b. Choose a song.
- c. Share and dance your choreography with your classmates.

13 Spin and say. 



The spinner is a large circle divided into seven segments by white lines meeting at the center. The segments alternate between light green and light grey. Starting from the top and moving clockwise, the segments contain the following text and images:

- Light green segment: "Skip fifteen times."
- Light grey segment: "What can't you do?"
- Light green segment: "Count and say." with a small black and white photograph of three children playing soccer on a field.
- Light grey segment: "Order, say, and do. **J - M - P - U**"
- Light green segment: "Touch your toes three times."
- Light grey segment: "What can't you do?"
- Light green segment: "Count and say." with a small illustration of four apples.
- Light grey segment: "Order, say, and do. **H - P - O**"

1 Discuss your project and complete. 

Our favourite parts of the project	Parts of the project we find difficult	Parts we can do better in future projects
* _____ _____	* _____ _____	* _____ _____
* _____ _____	* _____ _____	* _____ _____



2 Evaluate your work.

My evaluation on this project	Always	Sometimes	Never
I read and follow instructions carefully.			
I contribute with new ideas.			
I take turns in participating.			
I respect others' opinions.			

1 Find the words from the box.

mushrooms - strawberries - milk - meat - coffee - tea -
twelve - thirteen - dance - walk

S	T	R	A	W	B	E	R	R	I	E	S
M	W	N	T	P	D	E	M	T	E	A	Y
U	V	W	L	M	V	R	T	I	D	J	L
S	E	Q	X	L	D	G	Q	Q	L	V	R
H	N	E	E	T	R	I	H	T	N	K	M
R	M	W	F	N	K	Y	L	Q	R	P	L
O	T	E	L	F	D	Y	L	B	R	W	W
O	W	J	A	A	O	B	Q	D	A	D	T
M	T	L	N	T	Z	C	Y	L	B	W	Z
S	J	C	R	B	D	Y	K	T	R	N	G
X	E	J	Z	Y	N	X	D	M	Y	V	Q

Finish Line

Complete your unit Exit Ticket.

3 things I learned: _____

2 things I enjoyed: _____

1 question I have: _____

Lesson 1 My Clothes

Student's Book page 92 

1 Look and write.



a. _____



b. _____



c. _____



d. _____




e. _____




f. _____

2 Read, draw, and colour.


a. The shorts are blue.




b. The trousers are pink.




c. The hat is yellow.





d. The shoes are black.





3 Listen and colour. 



a  I'm Amanda.
What am I wearing?



b  I'm Alonso.
What am I wearing?




4 Role-play and write. 


 What are you wearing?
 I'm wearing black trousers, a white T-shirt, and black shoes.

Example
Rafaela is wearing black trousers.

What are you wearing? _____

5 Play a game. 

- a. Write words about clothes on a piece of paper.
- b. Put it on one of your classmate's forehead.
- c. Give clues for your classmate to guess.



6 Read the poem and circle the words beginning with **j**.

Jim and Jean they both wear jeans.
 In winter, they wear jackets, jumpers,
 and some nice socks.
 And when it rains, they take an umbrella and jump.

7 Write a verse and share it with your classmates. 

- a. Choose three words that contain a **j** sound.
- b. Write a short verse using them.

Words

1. _____ 2. _____ 3. _____

First idea of your verse:	Edited verse:	Final version:
→	→	

8 Look at the pictures and match.



karabela

chupalla

liqui - liqui

lliclla

9 Read the story again and answer.

a. Do you wear any of the clothes mentioned in the story? Which ones?

b. Would you like to use any of the clothes of the story? Which one? Why?

What Do You Think?

* I give this story  stars.

* My favourite type of clothes is _____, because _____.

* It is / isn't helpful to look at the pictures before I read, because _____


10 Read and match.

I	She	He	It	You	We	They
Her	Our	My	Their	His	Your	Its

Note: A line connects 'I' to 'My'.

11 Read and correct the mistakes.

- a. This is I jacket. **Example** This is my jacket. _____
- b. Is this yours scarf? _____
- c. Those are ours notebooks. _____
- d. That is he scarf. _____
- e. These are she orange trousers. _____


12 Role-play and report your classmate's favourite clothes. 



My favourite clothes are my blue jeans. They are very comfy and nice.



My favourite clothes are my brown shoes. I wear them when I dance.



13 Play Snakes and Ladders. 

Ladders ↓

Snakes ↑



The board consists of 16 numbered squares arranged in a 4x4 grid. The path starts at square 1 and ends at square 16. Snakes are located between squares 1 and 2, 5 and 6, 10 and 11, and 15 and 16. Ladders are located between squares 2 and 3, 6 and 7, 8 and 9, and 13 and 14. Each square contains a specific task or question related to clothing.

1 START! Say: 	2 Spell: shoes	3 Say: 	4 Say the possessive of: we
8 What's your favourite type of clothes?	7 Say: 	6 Spell: jacket	5 You wear them on your legs, but they aren't jeans. What are they?
9 Say the possessive of: you	10 Say the possessive of: she	11 Spell: jeans	12 Say: Jean wears blue jeans, a jockey, and a jacket.
16 Spell: his FINISH!	15 Correct the mistake: This is we dog.	14 You wear this in winter when it's cold, but it isn't a jacket. What is it?	13 Say: 

Lesson 2 The Weather

Student's Book page 102 

1 Put the letters in order.

a. C - O - L - D - Y - U

c. S - N - Y - N - U

b. R - N - A - I - Y

d. S - N - Y - O - W

e. W - N - Y - D - I

2 Role-play and guess the weather. 



dress



T-shirt



jacket



gloves



cap



scarf




I've got a scarf
and gloves.
What's the
weather like?

YES!

It's cold and
snowy!

Now, my turn!



3 Listen and choose the correct alternative.  74

a. Tomás lives in...

A. Antofagasta.

B. Coyhaique.

C. Talca.

b. The weather where Tomás lives is...

A. rainy and windy.

B. rainy and cold.

C. hot and cloudy.

c. Tomás' favourite weather is...

A. snowy.

B. sunny.

C. rainy and windy.

d. Claudia lives in...

A. Antofagasta.

B. Coyhaique.

C. Rancagua.

e. Claudia is wearing...

A. a T-shirt and shorts.

B. a dress.

C. a T-shirt and jeans.

4 Read and answer the questions. Then, draw.

a. What's the weather like where you live?

_____.

b. What clothes have you got? Write and draw them.


I've got _____.

5 Read and write the correct season.

a. This season is hot, sunny, and you wear T-shirts and caps.

b. This season is cold, rainy, and snowy. You wear scarfs, gloves, and jackets.


c. This season is cloudy, windy, and leaves fall from the trees.

6 Talk about your favourite season. 


My favourite season is spring.
I love sunny and windy days. They are not hot, and they aren't cold either!
Also, in Chile during spring we celebrate our national holidays. I love it!



7 Look and circle the words beginning with s, r, j, b, and m.



8 Look and put the pictures in order.



9 Read and circle True or False.


- | | | |
|---|------|-------|
| a. Cooper is from Australia. | True | False |
| b. Cooper is alone in Wales. | True | False |
| c. It's winter in the UK. | True | False |
| d. Cooper likes the cold weather. | True | False |
| e. Caernarfon Castle is the coldest place in Wales. | True | False |
| f. Cooper's last day in Wales is sunny and cold. | True | False |

What Do You Think?

* I give this story  stars.

* I think that Wales is _____, because _____.

* It is/isn't helpful to make predictions before I read, because _____

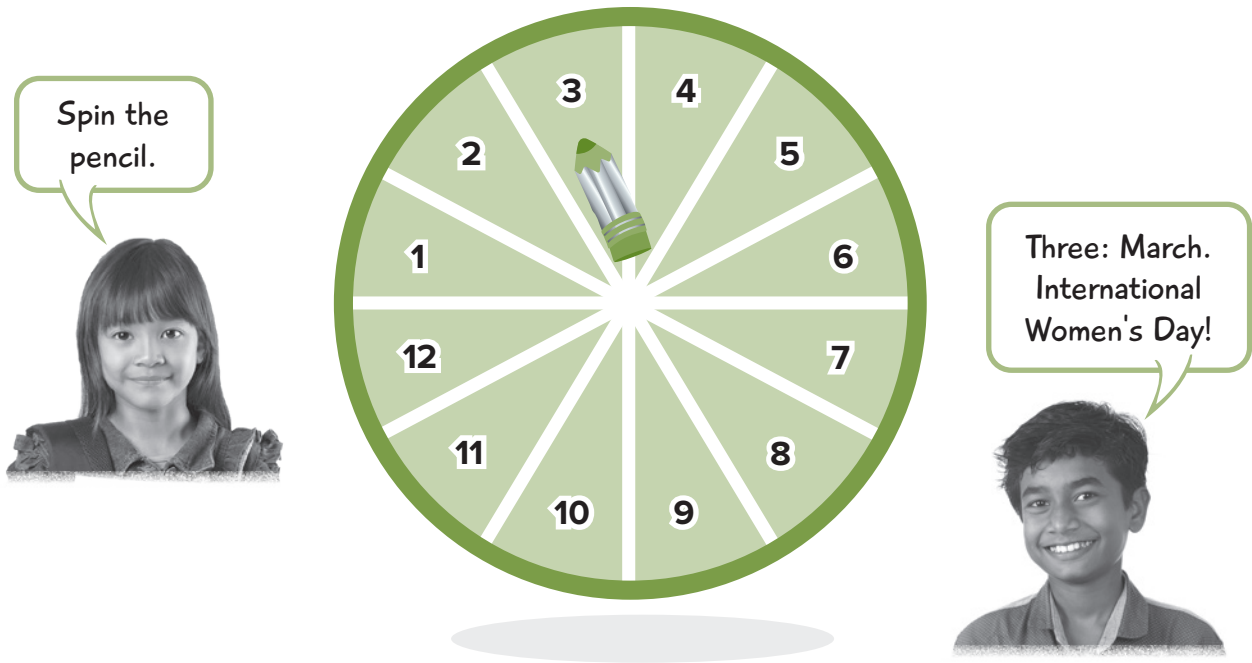
10 Spin and say. 

a. Each number represents one month.

Example One = January.

b. Spin the pencil.

c. Say the correct month and an event that occurs in that month.



Spin the pencil.

Three: March. International Women's Day!


11 Read and answer the questions.

a. When is your birthday?

b. When is winter in Chile?

c. When are your national holidays?

d. When do you finish your school year?

12 Play a game. 

<p>1 START!</p> <p>Say:</p> 	<p>2</p> <p>Spell:</p> <p>March</p>	<p>3</p> <p>During what season is Christmas in Chile?</p>	<p>4</p> <p>What are you wearing today?</p>
<p>8</p> <p>Say the opposite of:</p> <p>cold</p>	<p>7</p> <p>In this season flowers blossom.</p>	<p>6</p> <p>Say a word that begins with:</p> <p>b</p>	<p>5</p> <p>Spell:</p> <p>windy</p>
<p>9</p> <p>What's the weather like today?</p>	<p>10</p> <p>Say a word that begins with:</p> <p>j</p>	<p>11</p> <p>Say the opposite of:</p> <p>day</p>	<p>12</p> <p>In this season the sun shines and it's very hot.</p>
<p>16</p> <p>Spell:</p> <p>September</p> <p>FINISH!</p>	<p>15</p> <p>What event occurs in April?</p>	<p>14</p> <p>In this season it rains, snows, and it's cold.</p>	<p>13</p> <p>Say:</p> 

1 Discuss and complete. 

Our favourite parts of the project	Parts of the project we find difficult	Parts we can do better in future projects
* _____ _____	* _____ _____	* _____ _____
* _____ _____	* _____ _____	* _____ _____



2 Evaluate your work.

My evaluation on this project	Always	Sometimes	Never
I read and follow instructions carefully.			
I contribute with new ideas.			
I take turns in participating.			
I respect others' opinions.			

1 Choose a character and answer the questions.



Carlos



Ana



Loreto



Santiago

a. What are you wearing?

b. What season is it? Is it cold? Is it hot?

c. Are you a boy or a girl?


Finish Line

Complete your unit Exit Ticket.


3 things I learned: _____

2 things I enjoyed: _____


1 question I have: _____




read



listen




raise




sit




wash




eat



play




get up



have breakfast



go to school




have lunch




have a shower


Unit **2** Verbs




look



watch




tidy up




draw



travel




go down



shop




clean




point



sleep




love



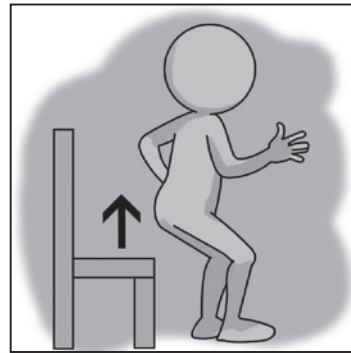
recycle




dance




clap



stand up



stamp



touch




nod



skip




jump



hop



run



walk




drink



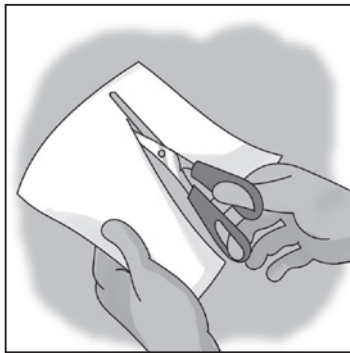
wear



plant




hang




cut




pick




speak



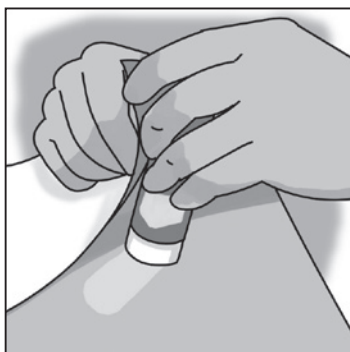
think




show



record



stick



choose




swap

The background of the page is a repeating pattern of small, light green scissors. The scissors are oriented diagonally, with the handles pointing towards the bottom-left and the blades pointing towards the top-right. The pattern is dense and covers the entire page.

Cut-outs

Snakes and Ladders













Roll the dice and play the game.

Ladders 

Snakes 

FINISH!	Say: 6	One, two, <u> </u> ?	There <u> </u> ? a pencil.	Spell! 
We have evaluations here. It's the <u> </u> ?	<u> </u> ? eight classrooms.	Spell: library	There are <u> </u> ? 	<u> </u> ? a cafeteria. 
Say: 3	Spell: playground	Say: 		
Spell! 	We do exercise here. It's the <u> </u> ?	<u> </u> ? four toilets.	Say: 8	There are comic books here. It's the <u> </u> ?. 
START!	Three, four, <u> </u> ?		Say: 	


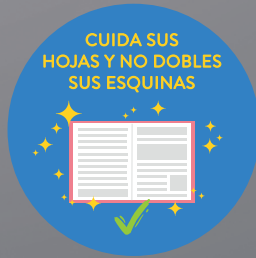



	<p>lamp</p>		<p>armchair</p>
	<p>rug</p>		<p>sofa</p>
	<p>window</p>		<p>plant</p>
	<p>TV</p>		<p>cabinet</p>
	<p>on</p>		<p>in</p>
	<p>behind</p>		<p>under</p>



	Description	Answer
A	It starts with A . You've got two of them. You can wave them.	Arm
B	It starts with B . In Chile there are different types, like <i>marraqueta</i> or <i>hallulla</i> .	Bread
C	It starts with C . It's sweet and you usually eat it on your birthday.	Cake
D	It's the last meal of the day. You have it in the evening.	Dinner
E	It starts with E . You've got two of them and you use them to see.	Eyes
F	It starts with F . Apples, bananas, and oranges are...	Fruits
G	It starts with G . What colour are lettuce, broccoli, and spinach?	Green
H	It starts with H . You've got one of it. You can put a helmet on it.	Head
I	It starts with I . This mineral is present in meat and nuts.	Iron
J	It starts with J . It's a drink. It's usually made of fruit. For example, orange J ...	Juice
K	It starts with the letter K but it isn't pronounced. They allow you to flex your legs when you run or walk.	Knees
L	It starts with L . You've got two of them.	Legs
M	It starts with M . It's a white drink.	Milk
N	It starts with N . It's right in the middle of your face and you use it to smell.	Nose
O	It starts with O . It's a fruit and a colour. It's got vitamin C.	Orange
P	It starts with P . Spaghetti is a type of p...	Pasta
Q	Extra point! It starts with Q . It's a healthy cereal cultivated in Perú and Bolivia.	Quinoa
R	It starts with R . It's a white cereal grain. You probably eat it at lunch.	Rice
S	It starts with S . It's a liquid. It's usually served hot.	Soup
T	It starts with T . You've got ten of them on your feet.	Toes
U	Extra point! It contains the letter U . They're a meat product you can put in hot dogs.	Sausages
V	It starts with V . You should eat them more frequently. In this group you find: lettuce, carrots, tomatoes, broccoli, and more.	Vegetables
W	It starts with W . It's a transparent liquid.	Water
X	Pass!	
Y	It starts with Y . It's made of milk. You can eat it with cereals, fruit, granola, and more.	Yogurt
Z	How do you say carrot in Spanish?	Zanahoria





English unites us!

